






Beech Class Summer Term #1 Week 1 commencing 20/04/20

<u>Day</u>	<p align="center">This is a suggested timetable - feel free to adapt it to suit the needs of your child and family. As a minimum please make sure that you child reads something, writes something, counts something and makes something everyday (This could be as simple as reading a cereal box, writing their name in a card, counting cars from a window for 5 min and making their bed!)</p>	
<p>Monday</p>	<p><u>Morning wake up</u> Youtube - Mummy dance : Learn and perform the song & dance with your family.. You could video some of it and put it on to Tapestry. English Learning Objective: <i>I can read recognising a range of different words by sight. I can describe and think about the characters in my book.</i> Teaching: Read for 10 minutes - Activity-Draw/ write about the characters in your book. What do they look like? What type of characters are they? eg happy, grumpy, mean, scarey etc Would you like to meet them? Why would you like to or not like to meet them?</p>	<p><u>Maths</u> Learning Objective: Making Doubles Teaching: White Rose home learning year 1 Lesson 1 - Watch the short Teaching video clip Activity to complete: make doubles work sheet And/or Make some doubles ladybirds or use lego to make doubles. Find double dominoes. What else can you think of?</p>  <p>Topic <u>The Big Dig Learning Objectives</u> - I can locate where Egypt is on a map. I can name the continent that Egypt is in Look at world maps, globes and atlases Pose question 'What can we find out from maps?' Children explore maps/globes/atlases and write on note paper what they find out. Share and discuss their findings. Watch Mrs Mcivor Topic mini lessons on Tapestry Activity - colour and label a world map (if you are able to print a map) - label Egypt, United Kingdom, Red Sea, Mediterranean sea , or look at a picture of a world map and make a video of your child locating Egypt, United Kingdom, Red Sea, Mediterranean Sea. Questions you could ask <i>What information can we find from maps?</i> <i>Where is Egypt located?</i> <i>What is the difference between a country and a continent?</i></p>
<p>Tuesday</p>	<p><u>Morning wake up</u> Youtube - Mummy dance Read for 10 minutes English Watch Mrs Mcivor Introduce Flat Stanley on Tapestry Learning Objective: <i>I can make predictions and tell stories about fictional characters</i> Activity to complete: Make a flat Stanley of your own. You can use this template or by drawing a person and cutting them out. Take them around the house, see where they fit and think about what they might do. <i>Think/Talk/write about: Where you could go if you were flat? What could you do? What couldn't you do? Share ideas on Tapestry</i></p>	<p><u>Maths</u> Learning Objective: Make Equal groups Teaching: White Rose home learning year 1 Lesson 2 - Watch the short Teaching video clip Activity to complete: make equal groups work sheet And/or Use your toys/stones/items around your house to make equal groups to talk about.</p> <p>Topic - <u>The Big Dig Learning Objectives</u> I can name the river that runs through Egypt. I can name the seas that border Egypt I can name the capital city of Egypt. Show children how Africa is split up into many countries. Identify Egypt and show children how to find North East Africa and highlight the coastline on the Red Sea and the Mediterranean Sea. Identify the River Nile. Mention neighbouring countries of Israel, Libya and the Sudan. Activity -Label a map of Egypt - label Cairo, The River Nile, The Valley of The Kings, The Valley of the Queens, Luxor, Mediterranean sea, Red Sea - use an atlas to help, or look at a picture of a world map and make a video of your child locating these things. -Or Draw a map of Egypt Activity Village has a useful outline of Africa for children to label and locate Egypt.</p>

Beech Class Summer Term #1 Week 1 commencing 20/04/20

<p>Wednesday</p>	<p><u>Morning wake up</u> Youtube - Mummy dance Read for 10 minutes <u>English</u> Learning Objective:I can name and describe characters from a story. Teaching: Listen to Mrs Mcivor and Phantom's story on Tapestry - Flat Stanley The Great Egyptian Grave Robbery Chapter 1 Activity to complete:Draw and label a picture of the Lambchop family</p> 	<p><u>Maths</u> Learning Objective: Make Equal Groups Teaching: White Rose home learning year 1 Lesson 3 - Watch the short Teaching video clip Activity to complete: Make equal groups work sheet And/or Make a collage picture of equal groups Bake some fairy cakes and look at the baking trays and discuss equal groups.</p> 	<p align="center"><u>Science for Wednesday, Thursday, Friday</u> Seasonal Changes/Measuring Weather</p> <p>Learning Objectives- I can observe weather across the four seasons. I can describe different types of weather</p> <ul style="list-style-type: none"> • Make a weather station - measure rain & temperature, wind, length of day light. • Make a chart to record the weather or a diary - is it sunny/cloudy/raining etc - on going • Pretend to be a weather forecaster and record you forecast - make a map of Great Britain - label Wales, England, Scotland and Ireland. Add London, Clare, your village. (Geography) - on going • Paint or draw a picture of the weather/ the different seasons • Take Photographs of seasonal changes - on going
<p>Thursday</p>	<p><u>Morning wake up</u> Youtube - Mummy dance <u>English</u> Learning Objective:I can listen and respond to stories Teaching: Re -Listen to Mrs Mcivor and Phantom's story on Tapestry - Flat Stanley The Great Egyptian Grave Robbery Chapter 1 Activity to complete: Think/Talk/Write: Why has Stanley been invited to Egypt? What is special about Stanley? How is Stanley travelling to Egypt?</p>	<p><u>Maths</u> Learning Objective: Find a Half Teaching: White Rose home learning year 1 Lesson 4 - Watch the short Teaching video clip Activity to complete: Find a Half work sheet And/or Cut out some pictures/shapes and try to fold/cut them in half</p>	<p><u>Science</u></p> 

Beech Class Summer Term #1 Week 1 commencing 20/04/20

<p>Friday</p>	<p><u>Morning wake up</u> Youtube - Mummy dance <u>English</u> Learning Objective: revist and learn the ou sound</p> <p>Teaching: Watch Phonic Fairy- Keep Out Bears About</p> <p>Activity to complete: write a list of ou words here are some clues:</p> <ol style="list-style-type: none">1. You can see me in the sky2. You need me to make bread3. Please can I go in the garden4. I am a small green vegetable5. I am a small animal with a long tail6. You live inside me7. Sometimes the music can be too8. If you finish this list Mrs Mcivor will be very <p>Extention - write some sentences using these words</p>	<p><u>Maths</u> Learning Objective: Find a Half Teaching: White Rose home learning year 1 Lesson 5 - Friday Maths Challenge</p>	<p>Music - Visit online- Out of the Ark home learning - week 4 Fun Friday - Just Sing Have a lovely sing along with your family and don't forget to share all of your learning on Tapestry.</p> 
---------------	---	---	---